

The Nymity Slider - visualise metadata identifiability

Date _____ Participants _____

Interaction _____

An interaction is a grouping of one or more transactions in which personal information is exchanged. Transactions are the individual steps in the interaction. Making a payment and printing a receipt are two separate transactions in the same interaction. List the transactions below:

Transactions

1 _____






2 _____

3 _____

4 _____

5 _____

Place each transaction on the nymity slider based on its metadata, not the contents of the interaction. The Nymity Slider looks at the identifiable information about the participants associated with the transaction. Highly identifiable transactions are at the top and full anonymity is at the bottom. Use the table below the sliders to define symbols for the different roles in a transaction.

1	2	3	4	5	
					<p>Verinymity unique, strong and persistent <i>government ID, biometric data, name</i></p> <p>Persistent pseudonymity strong identifier with a certain owner <i>usernames, email address, phone number</i></p> <p>Linkable anonymity relatable without revealing identity <i>loyalty cards, prepaid phone numbers</i></p> <p>Unlinkable anonymity no identifiable data <i>cash payments, anonymous browsing using TOR</i></p>

Roles

X _____	□ _____
O _____	+
△ _____	* _____